








## Geography Key Concepts

	Place	Space	Scale	Interconnection	Environmental impact	Cultural awareness and diversity	Human and physical geography
<b>Widget</b>	 place	 space	 scale	 interconnection	 environmental impact	 cultural awareness and diversity	 human and physical geography
<b>What it means</b>	The importance of a location and what makes it special.	How things are arranged on Earth's surface. Looking at patterns, locations, and distances.	The "zoom level" we use to study something – local, regional, national, or global.	How people, places, and environments are linked together.	How human activities and natural processes change the environment.	Respecting and understanding different cultures and traditions.	<b>Human Geography:</b> People, societies, cultures, economies.  <b>Physical Geography:</b> Natural processes and landscapes.
<b>Example</b>	<i>Churchill Theatre in Bromley is a special place for the community because people go there to enjoy plays and shows.</i>	<i>Bromley High Street has shops, cafés, and bus stops all close together, while parks like Kelsey Park are more spread out.</i>	<i>Local: Bromley town centre traffic.</i>  <i>Regional: How people travel into <b>London</b> for work.</i>  <i>National: Weather patterns across the <b>UK</b>.</i>  <i>Global: Climate change affecting the whole world.</i>	<i>The bananas you buy in a Bromley supermarket might come from <b>South America</b>, and toys might be shipped from <b>China</b>.</i>	<i>Dropping litter in <b>Norman Park</b> harms wildlife, while recycling bins in Bromley help reduce waste.</i>	<i>In Bromley schools, children may celebrate <b>Christmas, Diwali, Ramadan, or Lunar New Year</b>, showing how diverse the community is.</i>	<i>Human: The <b>Glades Shopping Centre</b> shows how people shop and use space.</i>  <i>Physical: The <b>River Ravensbourne</b> flows through Bromley, shaping the local landscape.</i>
<b>Concept questions</b>	What makes this place special or important?  How do people feel about this place?  How is this place used by people?	Where is this place?  How does it connect to other places?  What is unique about its location?	How would this look different if we zoomed in or zoomed out?  How does this issue affect Bromley, London, the UK, and the world?  At which scale (local, regional, national, global) is this most important?	How is this place linked to other places?  What happens here that depends on other places?  How do people, goods, or ideas move between places?	How do people change the environment here?  How does the environment affect people here?  What could we do to protect this place?	What different cultures are part of this community?  How do people celebrate traditions differently?  What can we learn from other cultures?	What different cultures are part of this community?  How do people celebrate traditions differently?  What can we learn from other cultures?