

Welcome to



The Healthier Snacking Show!

from change 4 life

Presented by [insert class name]

To the teacher

Delete this
slide before
showing this
presentation!

How to use this presentation

The Healthier Snacking Show is designed to be used as a pupil-led assembly/performance with an emphasis on audience participation. You can practise the show in class then get pupils to deliver it to the school/Key Stage. It's also a great opportunity to engage parents and carers by inviting them along to the show to learn about healthier snacking too. If you're short of time, the show can also be delivered solely in class.

Preparation

- Review the presentation with your class and assign roles for pupils during the assembly. You could have them take it in turns to read the question or answer options to the audience, click through the presentation, or hold up visuals such as drawings of healthier snacks.
- You may want to prepare 'A' and 'B' cards for the audience, so that they can hold up the card that corresponds with their answer choice.

Your school should have received Family Snack Challenge leaflets, designed to help families snack more healthily. The leaflets encourage pupils to set their own healthier snack challenge. To help them do this, your class could prepare a few ideas on slides or posters that pupils can present at the end of the assembly. You can also order extra copies or [download the leaflet](#) from the School Zone.

Delivering the show

- You can cut or change the order of the slides to fit the time you have available. Please note that the slides build and will only show the 'oops try again' slide if the wrong answer is clicked on.
- Encourage audience participation to bring the quiz show to life. You can ask for volunteers, a show of hands or have the audience hold up their answer card, if you've made them.
- Check the notes section of this PowerPoint for the answers to the questions.



change
4 life

To the teacher

Delete this
slide before
showing this
presentation!


Follow-up

- At the end of the assembly, ask pupils to distribute the Family Snack Challenge to parents and carers in attendance. (Send the rest home with pupils.)
- Pupils can write a letter or create a poster about what they have learned during the assembly and take it home with the Family Snack Challenge.
- You may also want to encourage parents and carers to try the Food Scanner app so they can choose lower-sugar snack options.

Extension ideas

- Pupils can create invitations for their parents and carers to attend the Healthier Snacking Show.
- Pupils can create an acrostic poem using the letters in the name of their favourite fruit or vegetable and create a display of their poems.

Objectives




After the lesson, pupils will be able to:


- identify healthier snack choices and explain reasons
- interpret food labels to understand sugar content.



Key facts



- We should not eat too much sugar because it can cause fat to build up in our bodies. Too much sugar can also cause tooth decay.
- Kids today are eating around three times more sugar than they should!
- Half of the sugar we eat comes from unhealthy snacks and sugary drinks.



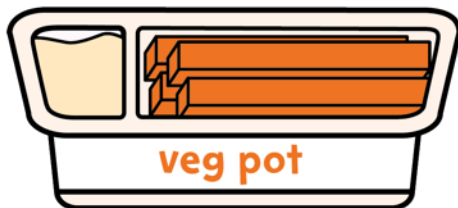
Top tips!

- Healthier snacks and drinks contain less sugar.
- If you are eating packaged snacks, try to eat no more than two per day.
- Look for snacks with **greens** and **ambers** on the label.





Which one of these is a healthier snack?




A. Carrot sticks with lower-fat dip



B. Chocolate biscuits

NEXT QUESTION



Oops, try again!





Which one of these is a healthier snack?




A. Yoghurt with
sugary pieces



B. Plain yoghurt with
sliced banana

NEXT QUESTION

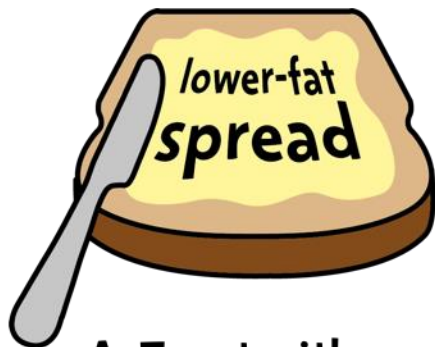


Oops, try again!





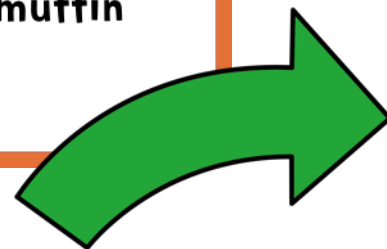
**Which one of these
is a healthier snack?**




**A. Toast with
lower-fat spread**




B. Chocolate chip muffin






Oops, try again!






Top tip!



Healthier snacks have less sugar. Try to choose fruits or vegetables as much as you can.




What kind of fruit or vegetable would you choose for a snack?

What is a duck's favourite food?

'Quackers'!



Which one of
these is a healthier
drink choice?




A. Lower-fat milk



B. Lemonade

NEXT QUESTION




Oops, try again!





Which one of
these is a healthier
drink choice?




A. Sports drink



B. Water






Oops, try again!






**Which one of
these is a healthier
drink choice?**




A. Juice drink in a pouch




**B. Water with a slice
of fruit in it**






Oops, try again!






Top tip!



Healthier drinks contain less sugar. Try to choose water, lower-fat milks or sugar-free drinks.

What are your favourite healthier drinks?

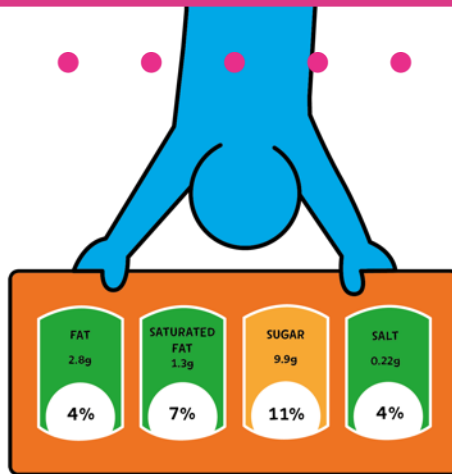



How do you make a milk shake?

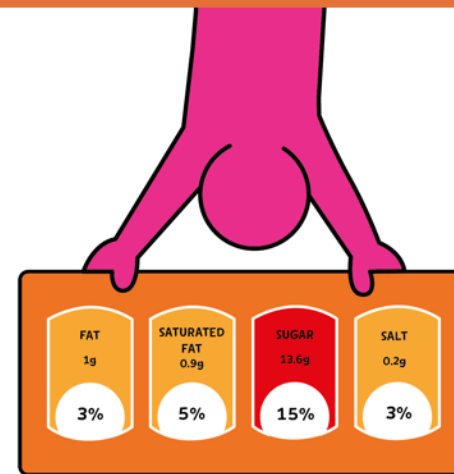
Give a cow a trampoline!



Look at these labels from two packaged snacks. Which one is a healthier choice?




A. 3 greens and 1 amber



B. 3 ambers and 1 red

NEXT QUESTION


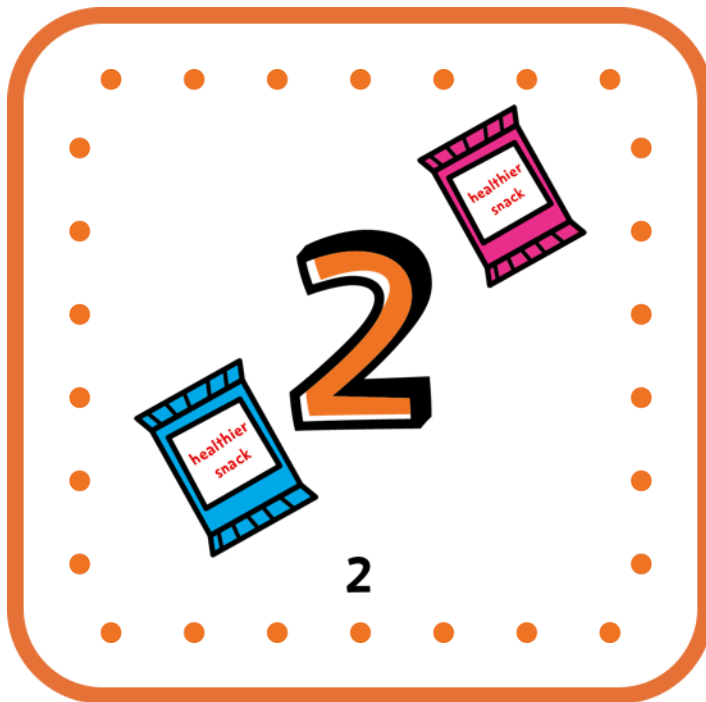




Oops, try again!





Fruit and veg are a great choice for snacks. If you do have packaged snacks, try to have no more than ___ per day.





Oops, try again!





Top tip!

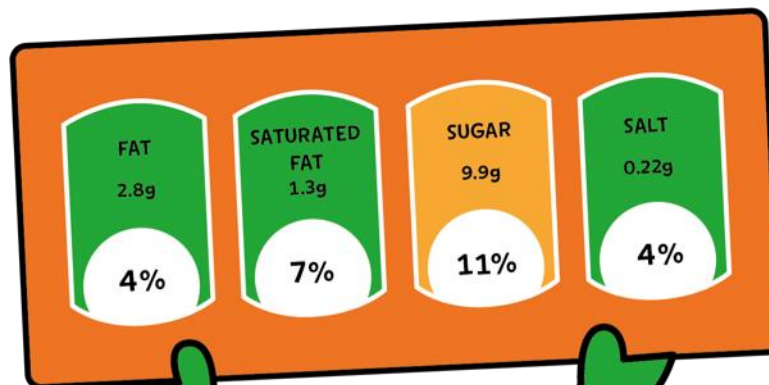


Remember, try not to have more than two packaged snacks per day.

Look for the colour coding on your food labels.


Choose snacks that have all **green**, or **green** and **amber**.

Try to cut down on **reds**!




Congratulations!

You are now a healthier snacking champion!



What can we do now?



Try the Family Snack Challenge at home – can you think of your own Family Snack Challenge? Below are some ideas.

- See how many different colours of fruit and veg you can try for snacks.
- Try a new fruit or veg that is in season.
- Take charge of making healthier snacks for the whole family – try making fruit kebabs with your favourite fresh fruit!
- Why not bring the Family Snack Challenge back to school once you've completed it to share your success?

Ask your parents or carers to search for the Food Scanner app in the App Store or on Google Play.

