






The Spring Partnership Trust



Year |Group: 2 Planning for Week Beginning: Monday 30th November

	For week beginning:	
English	<ul style="list-style-type: none"> Resources needed 	<ul style="list-style-type: none"> Teaching Points (Teachers)/ Guidance (Part of home learning) <p>https://www.youtube.com/watch?v=VR3YzigE6-o – act out this chapter of the book. Write speech bubbles (using correct punctuation) of what each character said.</p> <p>Write a diary entry in the roll of Tuffy about the events of chapter 4 and how they felt.</p>
Reading	School or home reading books	Reading should happen daily for 15-20 minutes.
Spelling	Spelling sets- on website	Focus on spelling plural words.
Handwriting	High frequency words	Please complete one of the High frequency words sheets from the website.
Grammar	Grammar Quiz	Please work through the Grammar quiz on progressive, mark it and then correct your mistakes.
Maths	White Rose website BBC home learning	Follow the lessons on fact families on the White Rose https://whiterosemaths.com/homelearning/year-2/week-5/ You can also explore the lessons on the BBC Home Learning website: https://www.bbc.co.uk/bitesize/topics/zwv39j6
Times tables		Please practice your 5 and 10 x table

	<p>Camera</p> <p>Workbook/ plain A4 or A3 paper</p>	<p><u>WALT: be able to gather and record data to help in answering questions</u></p> <ul style="list-style-type: none"> - In the same way as last week go for a walk around your home and local area and find out all the objects that are made from plastic. Children can discuss why they feel plastic has been used for each object. - Take photos of the objects found to print and stick on a plastic poster back home. - With the photographs printed label the pictures and write a short paragraph about why plastic would have been chosen for each item.
<p>History/ Geography</p>	<p>PowerPoint presentation</p> <p>Wanted poster</p> <p>Key word mat</p> <p>-</p>	<p><u>To ask and answer questions, choosing and using parts of stories and other sources to show that they know and understand key features of events and to find out about events beyond living memory that are significant nationally by learning about what happened directly after the Gunpowder Plot</u></p> <ul style="list-style-type: none"> - Work through this week's Power Point and talk through the events of what happened after Guy Fawkes had been caught. Explain that he tried to protect his co-conspirators by giving a false name. As Thomas Percy was one of the king's bodyguards, it was easy to trace the plot back to him. - Thomas Percy, along with Robert Catesby and the other plotters, fled London and tried to recruit more supporters to help them. In the end they were either caught or captured at Holbeche House. - The survivors were executed in January 1606 at the Tower of London. - Children to create a wanted poster for Thomas Percy or Robert Catesby.

	<p>Selection of fruit in a fruit bowl</p> <p>Drawing pencils</p> <p>Coloured pencils</p> <p>Wax crayons</p> <p>Oil pastels</p>	<p><u>Lesson 3 – WALT: study the work of other artists and talk about the techniques they have used. To create pattern and shape through selected use of primary and secondary colours</u></p> <ul style="list-style-type: none"> - Look back over last week's PowerPoint presentation on Frida again and check children's knowledge of her life and her art work - Using the work of Frida Kahlo as inspiration children will create a still life of fruit, children to use their knowledge of tones to create a still life using either chalk/oil pastels or water colour. - Drawing first in pencil - Colour in using shades and tones
<p>PSHE</p>	<p>Week 4 scenario cards</p>	<p><u>WALT: recognise what is right and wrong and know how to look after myself and to know when and how to stand up for myself and others if I am being bullied</u></p> <ul style="list-style-type: none"> - Read the scenario card and discuss with an adult what is happening. If it is bullying and what they would do if they saw/knew that was happening to someone at school.
<p>Discovery RE</p>	<p>See plans and resources on Spring Website.</p> <p>Year 2 – Christianity and Christmas</p> <p>Week 4 Power Point</p>	<p><u>WALT: understand what Jesus taught</u></p> <ul style="list-style-type: none"> - Work through the week 4 Power Point - Children to produce 10 'commandments' of how to be tolerant, respectful and kind. - Eg 'Respect all religions like they are your own'.