

Art Focus

Drawing

Year 5

Key vocab

Shape	2D, created by joining lines.
Form	3D effect using shading.
Value	How light or dark a shade is.
Proportion	The relationship of one thing to another in terms of quantity etc.
Gradient	The transition from light to dark
Light source	Where light appears to shine in a picture.
Texture	How the object would feel, rough, smooth etc.
Shading	A technique used by artists to create the illusion of depth
Scale	The physical size of objects in the artwork
Perspective	The representation of three-dimensional objects or spaces in two dimensional artworks
Still life	a work of art that shows objects from the natural or man-made world


What? Key Skills

- To use pencils to shade.
- To explore shadows to create tone.
- To use different techniques to show light and shade.
- To create still life drawings that show light and shadow.
- To use light and shadow in drawings to create atmosphere.





Who? Focus Famous Artist

Anthony Browne

- British illustrator and author.
- Some of his most famous books are: Gorilla, The Tunnel, Look What I've Got.
- Browne designed greeting cards for Gordon Fraser. He designed cards for five years before he started writing and illustrating his own books.
- Gorillas are frequently featured in Browne's books, as he has said he is fascinated by them.
- Browne was appointed Commander of the Order of the British Empire (CBE) in the 2021 New Year Honours for services to literature.



Drawing techniques

Hatching	
Cross Hatching	
Blending	
Scumbling	

Other Artist

The artist **Paul Cézanne** (1839-1906) lived and worked in Aix-en-Provence in the South of France, where he painted on his own in his studio overlooking the sunny, green hills. He painted dozens of still lives during his lifetime, almost always of humble objects such as fruit, vases, flowers and tablecloths.

